

# Double-Fudge Brownies

Preheat oven to 325 degrees

Cream 1 stick of softened butter or margarine in a bowl  
Add 4 eggs, one at a time, beating well after each addition  
add Fudge-Brownie mix from the jar and stir well until smooth

Spread into a greased 12x9 inch pan  
and bake for 40 to 50 mins.  
Enjoy!



[©designswiththeheart.net](http://designswiththeheart.net)

# Double-Fudge Brownies

Preheat oven to 325 degrees

Cream 1 stick of softened butter or margarine in a bowl  
Add 4 eggs, one at a time, beating well after each addition  
add Fudge-Brownie mix from the jar and stir well until smooth

Spread into a greased 12x9 inch pan  
and bake for 40 to 50 mins.  
Enjoy!



[©designswiththeheart.net](http://designswiththeheart.net)

# Double-Fudge Brownies

Preheat oven to 325 degrees

Cream 1 stick of softened butter or margarine in a bowl  
Add 4 eggs, one at a time, beating well after each addition  
add Fudge-Brownie mix from the jar and stir well until smooth

Spread into a greased 12x9 inch pan  
and bake for 40 to 50 mins.  
Enjoy!



[©designswiththeheart.net](http://designswiththeheart.net)

# Double-Fudge Brownies

Preheat oven to 325 degrees

Cream 1 stick of softened butter or margarine in a bowl  
Add 4 eggs, one at a time, beating well after each addition  
add Fudge-Brownie mix from the jar and stir well until smooth

Spread into a greased 12x9 inch pan  
and bake for 40 to 50 mins.  
Enjoy!



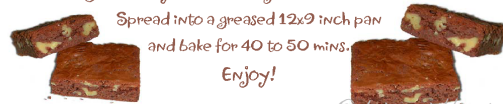
[©designswiththeheart.net](http://designswiththeheart.net)

# Double-Fudge Brownies

Preheat oven to 325 degrees

Cream 1 stick of softened butter or margarine in a bowl  
Add 4 eggs, one at a time, beating well after each addition  
add Fudge-Brownie mix from the jar and stir well until smooth

Spread into a greased 12x9 inch pan  
and bake for 40 to 50 mins.  
Enjoy!



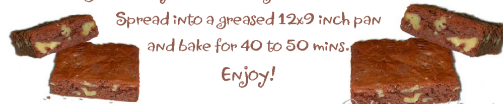
[©designswiththeheart.net](http://designswiththeheart.net)

# Double-Fudge Brownies

Preheat oven to 325 degrees

Cream 1 stick of softened butter or margarine in a bowl  
Add 4 eggs, one at a time, beating well after each addition  
add Fudge-Brownie mix from the jar and stir well until smooth

Spread into a greased 12x9 inch pan  
and bake for 40 to 50 mins.  
Enjoy!



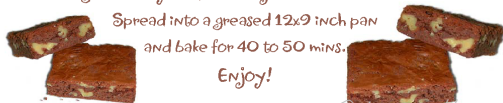
[©designswiththeheart.net](http://designswiththeheart.net)

# Double-Fudge Brownies

Preheat oven to 325 degrees

Cream 1 stick of softened butter or margarine in a bowl  
Add 4 eggs, one at a time, beating well after each addition  
add Fudge-Brownie mix from the jar and stir well until smooth

Spread into a greased 12x9 inch pan  
and bake for 40 to 50 mins.  
Enjoy!



[©designswiththeheart.net](http://designswiththeheart.net)

# Double-Fudge Brownies

Preheat oven to 325 degrees

Cream 1 stick of softened butter or margarine in a bowl  
Add 4 eggs, one at a time, beating well after each addition  
add Fudge-Brownie mix from the jar and stir well until smooth

Spread into a greased 12x9 inch pan  
and bake for 40 to 50 mins.  
Enjoy!




[©designswiththeheart.net](http://designswiththeheart.net)

# Double-Fudge Brownies

Preheat oven to 325 degrees

Cream 1 stick of softened butter or margarine in a bowl  
Add 4 eggs, one at a time, beating well after each addition  
add Fudge-Brownie mix from the jar and stir well until smooth

Spread into a greased 12x9 inch pan  
and bake for 40 to 50 mins.  
Enjoy!



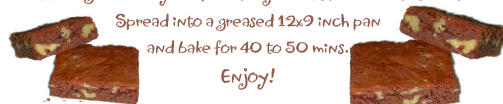
[©designswiththeheart.net](http://designswiththeheart.net)

# Double-Fudge Brownies

Preheat oven to 325 degrees

Cream 1 stick of softened butter or margarine in a bowl  
Add 4 eggs, one at a time, beating well after each addition  
add Fudge-Brownie mix from the jar and stir well until smooth

Spread into a greased 12x9 inch pan  
and bake for 40 to 50 mins.  
Enjoy!



[©designswiththeheart.net](http://designswiththeheart.net)